



Swedish Opinion on Nuclear Power 1986–2010

Sören Holmberg [SOM-rapport nr 2011:3]



European Attitudes on Nuclear Power

Question: “Are you totally in favour, fairly in favour, fairly opposed or totally opposed to energy produced by nuclear power stations?”

	in favour		opposed		don't know	
	2005	2008	2005	2008	2005	2008
EU 25 / EU 27	37	44	55	45	8	11
1. Lithuania	60	64	27	26	13	10
2. Czech Republic	61	64	37	32	2	4
3. Bulgaria	-	63	-	13	-	24
4. Hungary	65	63	31	32	5	5
5. Sweden	64	62	33	35	3	3
6. Finland	58	61	38	36	4	3
7. Slovakia	56	60	40	31	4	9
8. Netherlands	52	55	44	42	5	3
9. France	52	52	41	40	7	8
10. Slovenia	44	51	54	46	3	3
11. United Kingdom	44	50	41	36	16	14
12. Belgium	50	50	48	47	2	3
13. Germany	38	46	59	47	4	7

Comment: Special Eurobarometer 2005 and 2008: *Radioactive Waste*; Fieldwork in February – March 2005 and 2008. Countries are ranked according to percent in favour in 2008.

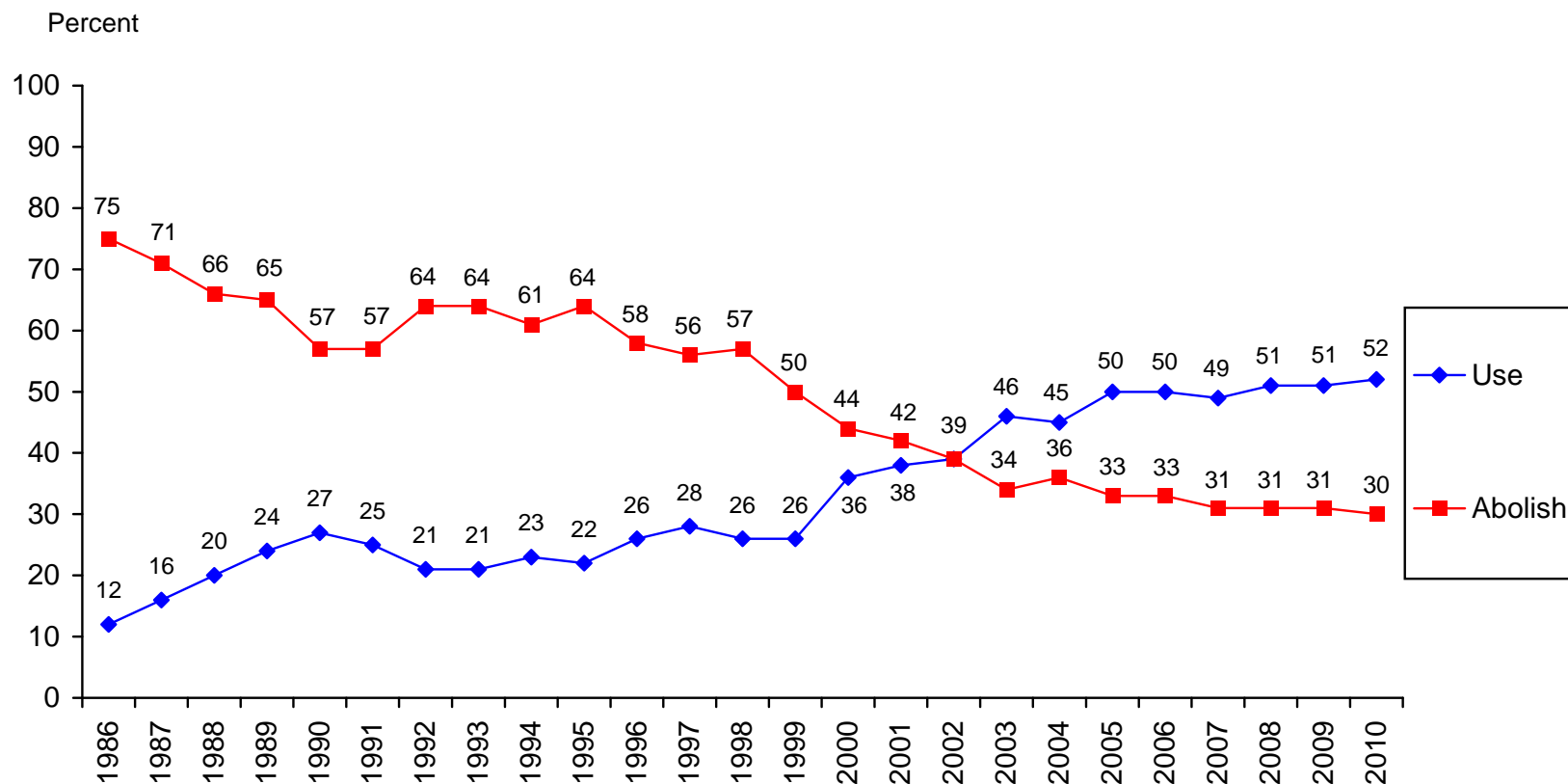
European Attitudes on Nuclear Power

Question: “Are you totally in favour, fairly in favour, fairly opposed or totally opposed to energy produced by nuclear power stations?”

	in favour		opposed		don't know	
	2005	2008	2005	2008	2005	2008
EU 25 / EU 27	37	44	55	45	8	11
14. Italy	30	43	66	46	5	11
15. Estonia	40	41	50	53	10	6
16. Poland	26	39	66	46	8	15
17. Denmark	29	36	66	62	5	2
18. Romania	-	35	-	38	-	27
19. Latvia	39	35	49	57	12	8
20. Luxembourg	31	35	65	59	4	7
21. Spain	16	24	71	57	13	19
22. Ireland	13	24	70	54	17	22
23. Portugal	21	23	53	55	26	22
24. Greece	9	18	86	79	5	3
25. Malta	17	15	62	62	21	23
26. Austria	8	14	88	83	4	3
27. Cyprus	10	7	81	80	10	13

Comment: Special Eurobarometer 2005 and 2008: *Radioactive Waste*; Fieldwork in February – March 2005 and 2008. Countries are ranked according to percent in favour in 2008.

Swedes on the Use of Nuclear Power as an Energy Source

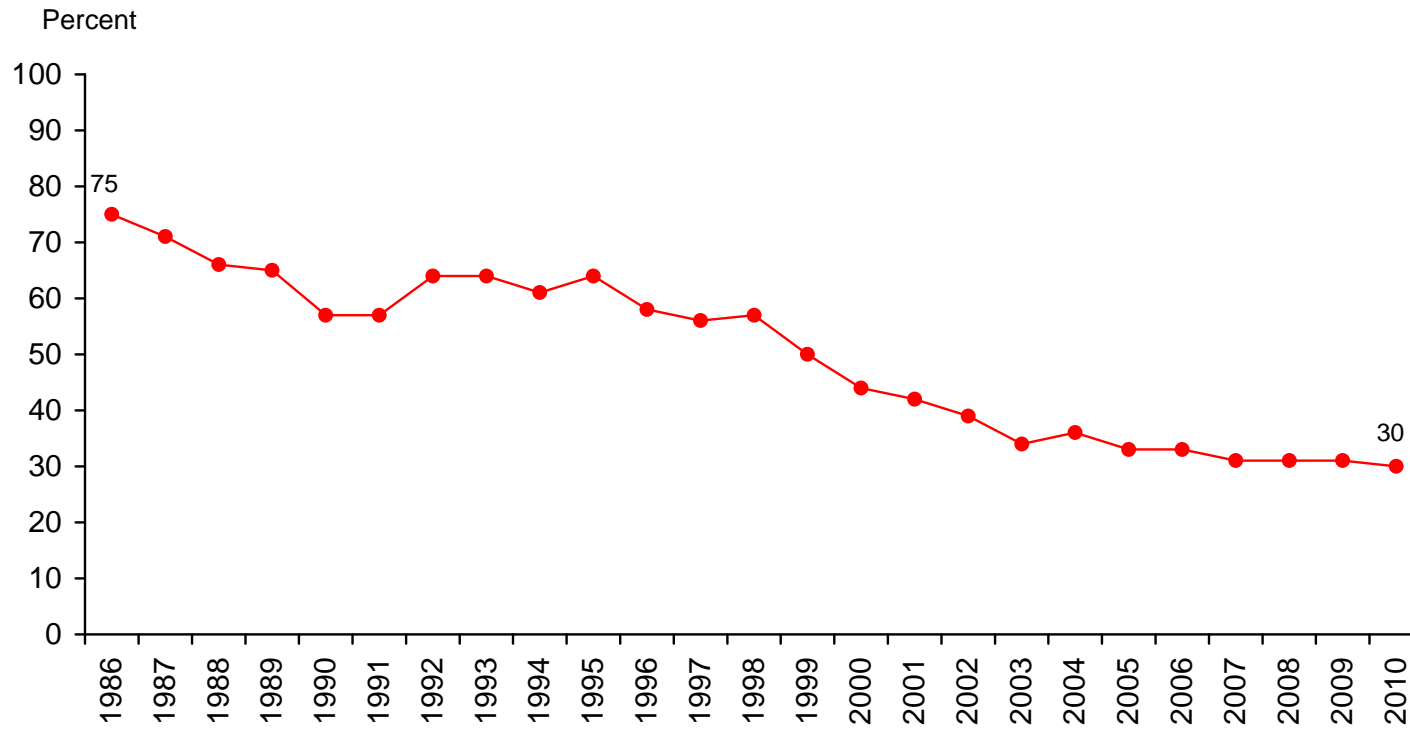


Data: The SOM Institute, University of Gothenburg; Annual nationwide surveys in Sweden; Sample size 3 000 persons 15–85 years old; Mail questionnaires with an average response rate of 60 percent. *Question:* What is your view on the long term use of nuclear power as an energy source in Sweden? Five response alternatives: "abolish nuclear power very soon; abolish nuclear power, but not until our present reactors have done their job; use nuclear power and renew the reactors when they are worn out; use nuclear power and build additional reactors in the future; no definite opinion." In 1986, the "Don't know" response was left out; therefore the results for this year have been adjusted. The actual results were 84 percent "abolish", 13 percent "use" and 3 percent no answer.

Comment: All respondents are included in the percent calculations.

Principal investigator: Sören Holmberg, phone +4631 7731227, e-mail: soren.holmberg@pol.gu.se. Data processed by Per Hedberg.

Percent Swedes in Favour of Abolishing Nuclear Power

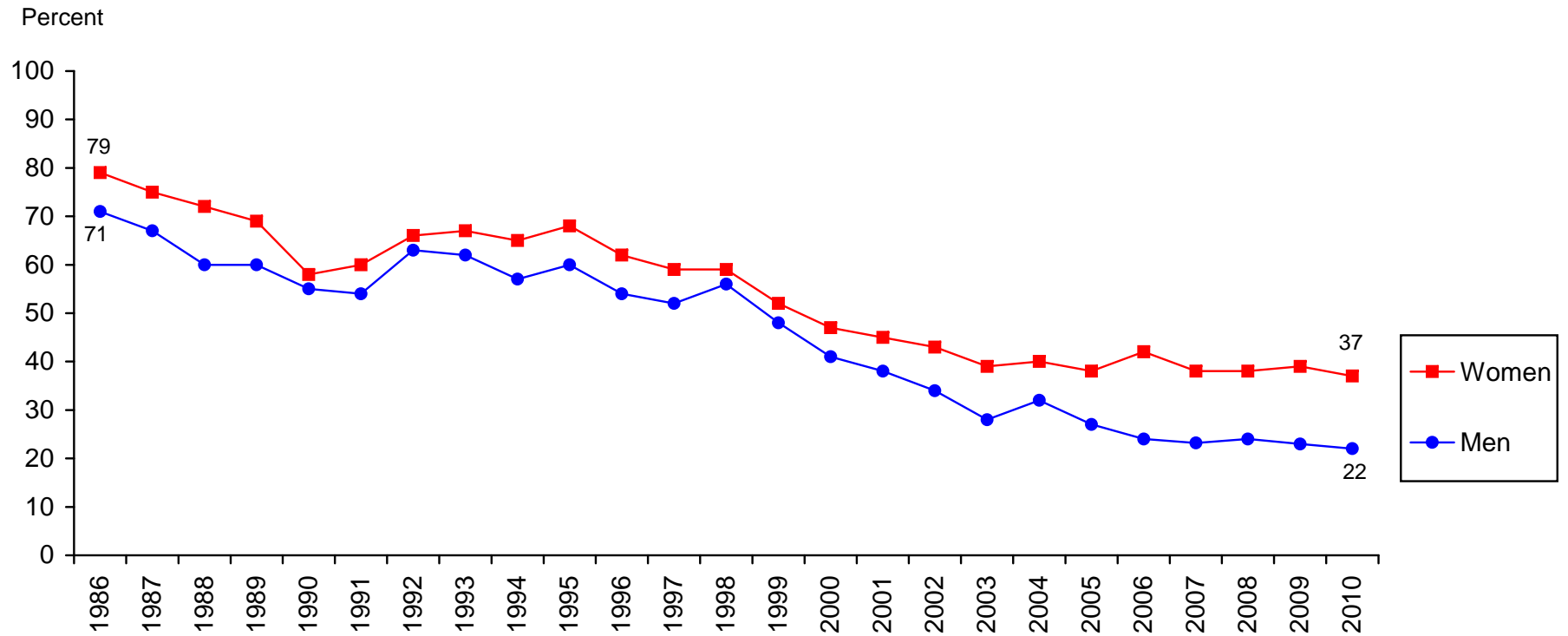


Data: The SOM Institute, University of Gothenburg; Annual nationwide surveys in Sweden.

Comment: All respondents are included in the percent calculations.

Principal investigator: Sören Holmberg, phone +4631 7731227, e-mail: soren.holmberg@pol.gu.se. Data processed by Per Hedberg.

Percent in Favour of Abolishing Nuclear Power among Swedish Women and Men

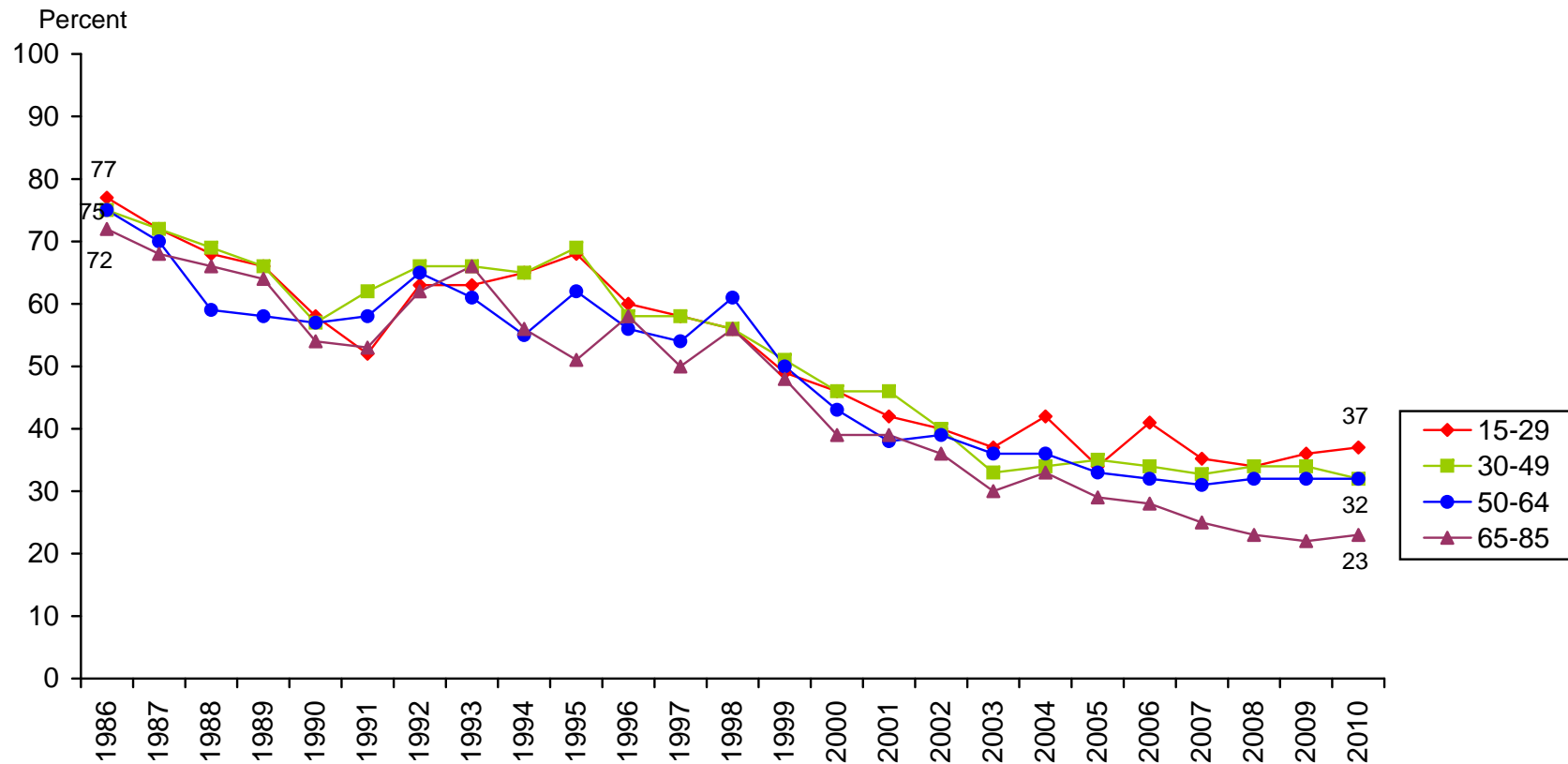


Data: The SOM Institute, University of Gothenburg; Annual nationwide surveys in Sweden.

Comment: All respondents are included in the percent calculations.

Principal investigator: Sören Holmberg, phone +4631 7731227, e-mail: soren.holmberg@pol.gu.se. Data processed by Per Hedberg.

Percent in Favour of Abolishing Nuclear Power among Swedes in Different Age Groups

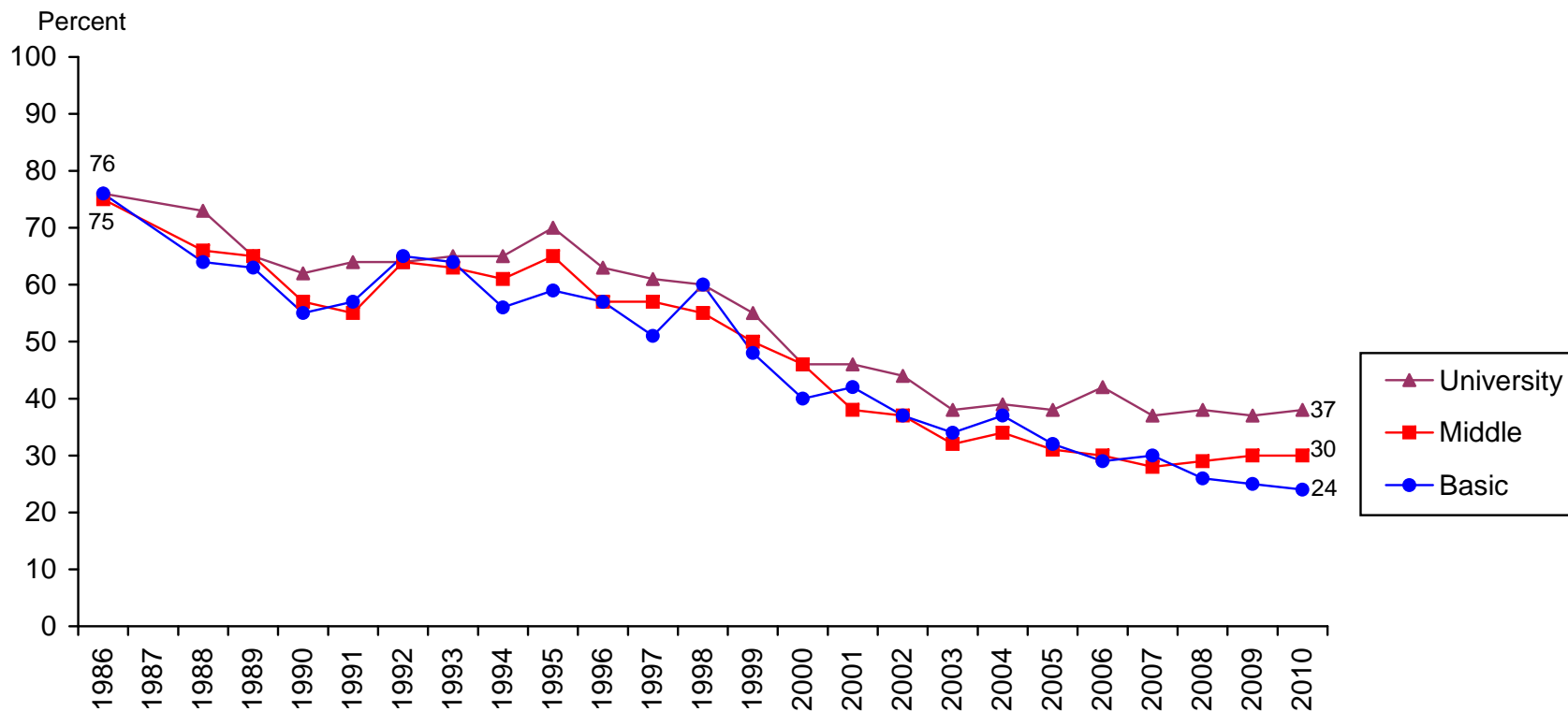


Data: The SOM Institute, University of Gothenburg; Annual nationwide surveys in Sweden.

Comment: All respondents are included in the percent calculations.

Principal investigator: Sören Holmberg, phone +4631 7731227, e-mail: soren.holmberg@pol.gu.se. Data processed by Per Hedberg.

Percent in Favour of Abolishing Nuclear Power among Swedes in Different Educational Groups

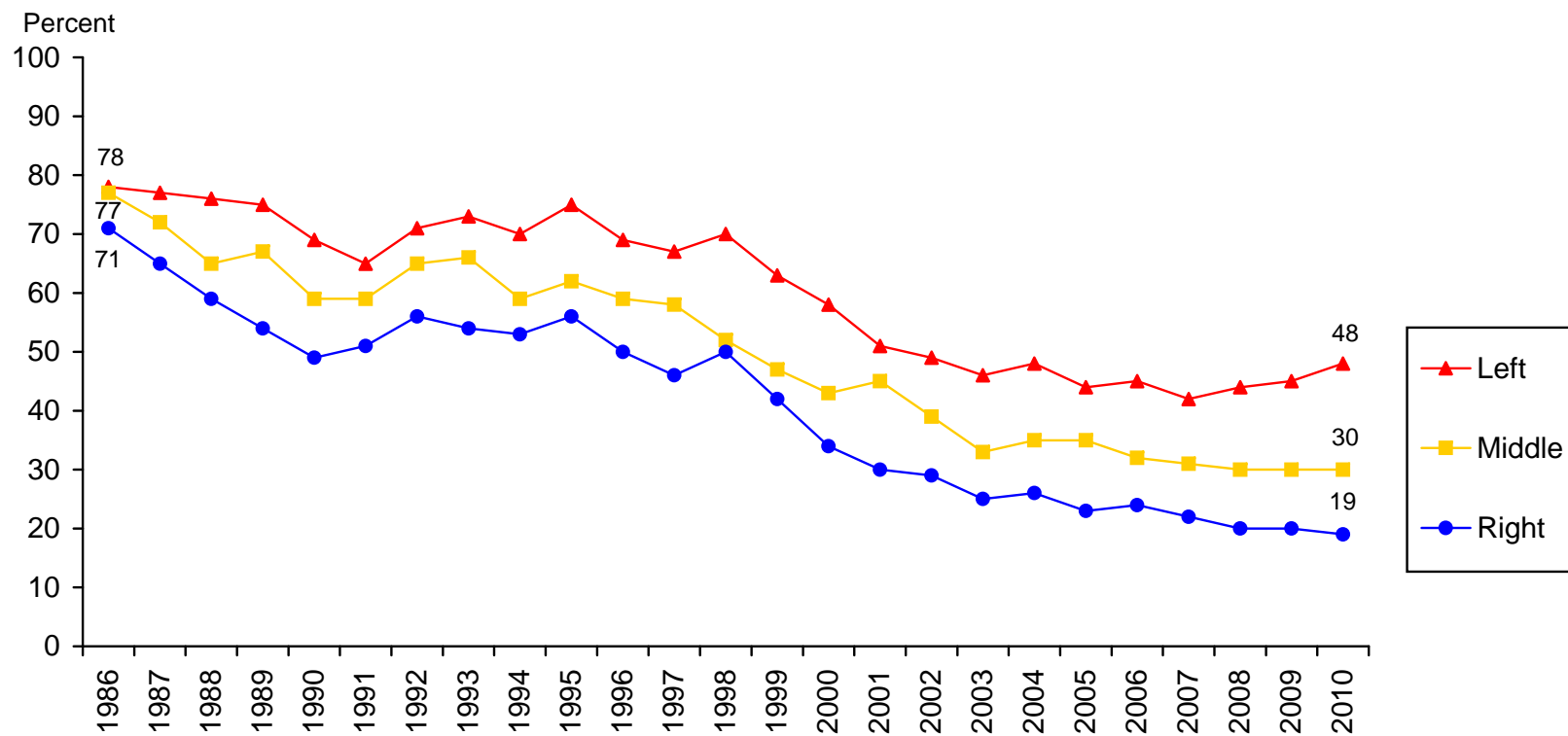


Data: The SOM Institute, University of Gothenburg; Annual nationwide surveys in Sweden.

Comment: All respondents are included in the percent calculations.

Principal investigator: Sören Holmberg, phone +4631 7731227, e-mail: soren.holmberg@pol.gu.se. Data processed by Per Hedberg.

Percent in Favour of Abolishing Nuclear Power among Swedes with Different Ideological Self-Placements

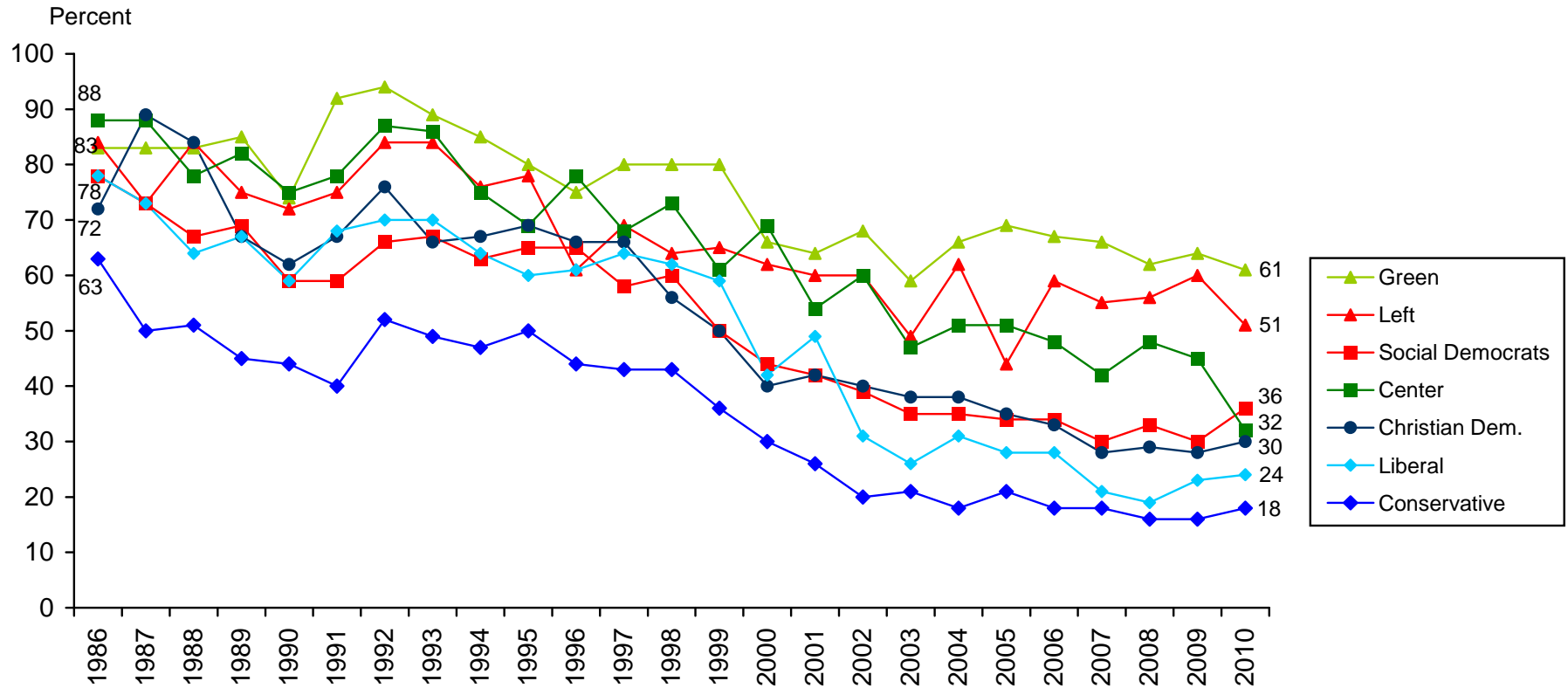


Data: The SOM Institute, University of Gothenburg; Annual nationwide surveys in Sweden.

Comment: All respondents are included in the percent calculations.

Principal investigator: Sören Holmberg, phone +4631 7731227, e-mail: soren.holmberg@pol.gu.se. Data processed by Per Hedberg.

Percent in Favour of Abolishing Nuclear Power among Swedes with Different Party Sympathies

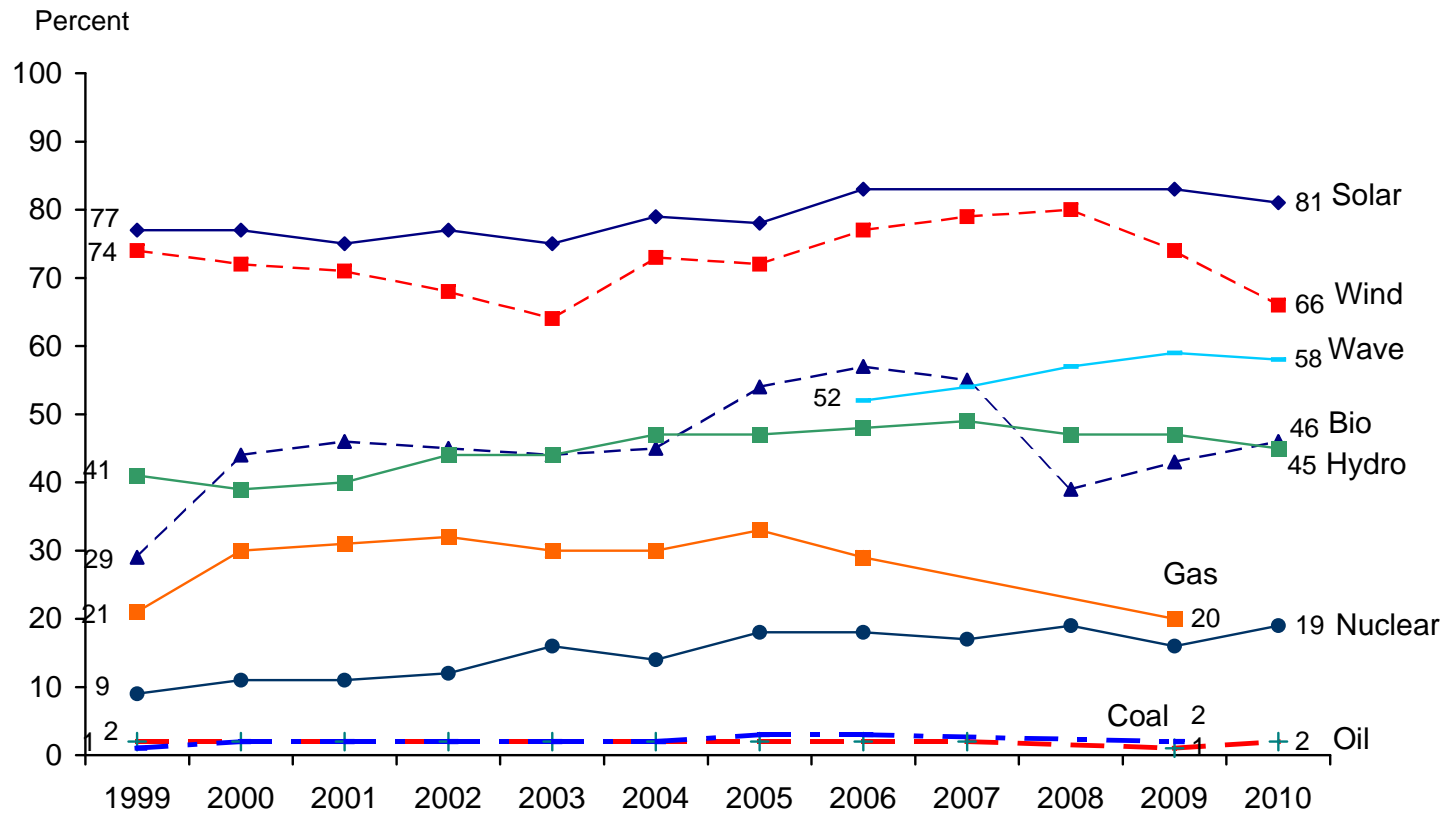


Data: The SOM Institute, University of Gothenburg; Annual nationwide surveys in Sweden.

Comment: The results for Sweden Democrats in the years 2006, 2007, 2008, 2009 and 2010 were: 11, 18, 22, 18 and 18 percent, respectively. All respondents are included in the percent calculations.

Principal investigator: Sören Holmberg, phone +4631 7731227, e-mail: soren.holmberg@pol.gu.se. Data processed by Per Hedberg.

Percent Swedes who Think Sweden - More than Today - Should Go in for Different Energy Sources

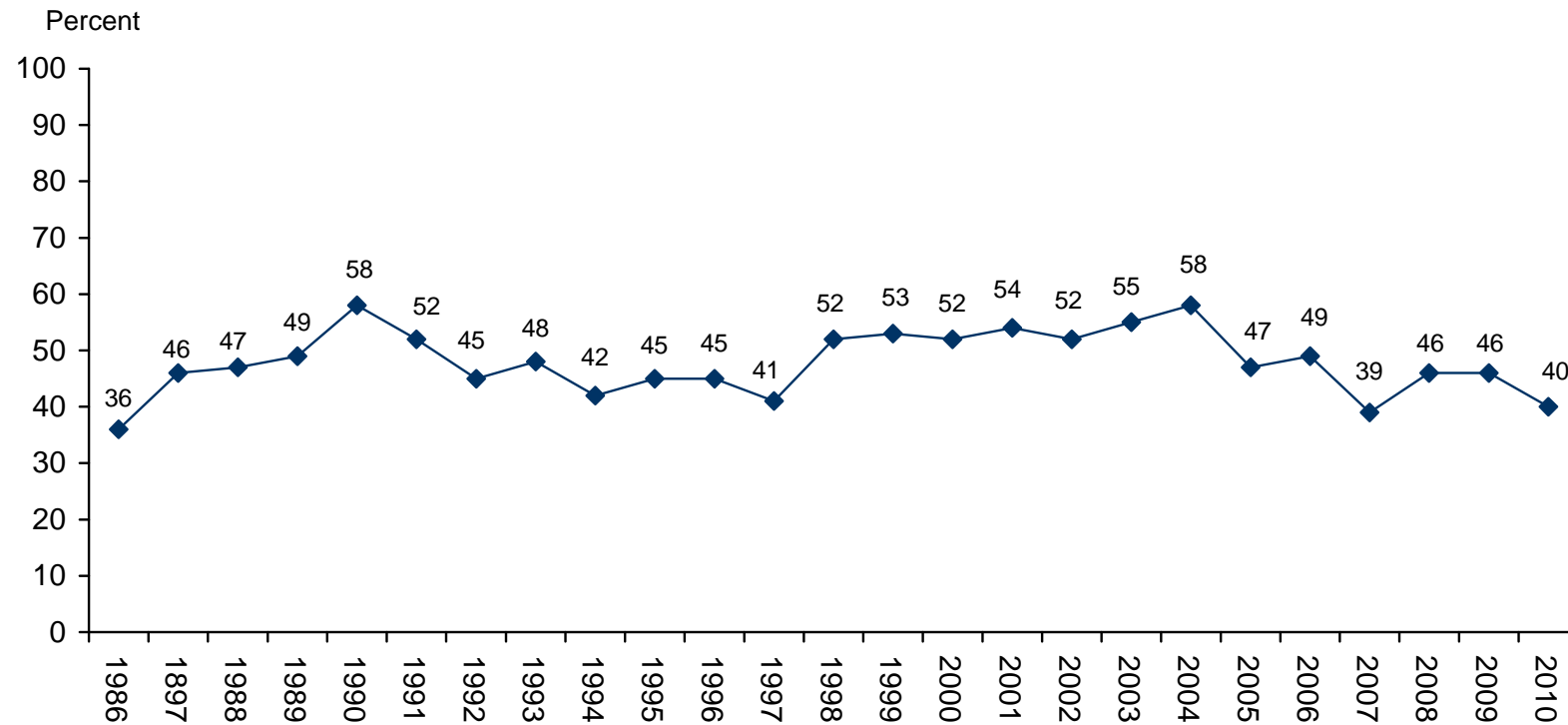


Data: The SOM Institute, University of Gothenburg; Annual nationwide surveys in Sweden.

Comment: Percentages are calculated among respondents who answered the question for the different energy sources.

Principal investigator: Sören Holmberg, phone +4631 7731227, e-mail: soren.holmberg@pol.gu.se. Data processed by Per Hedberg.

Swedish Trust in Information about Energy and Nuclear Power from the Nuclear Power Industry

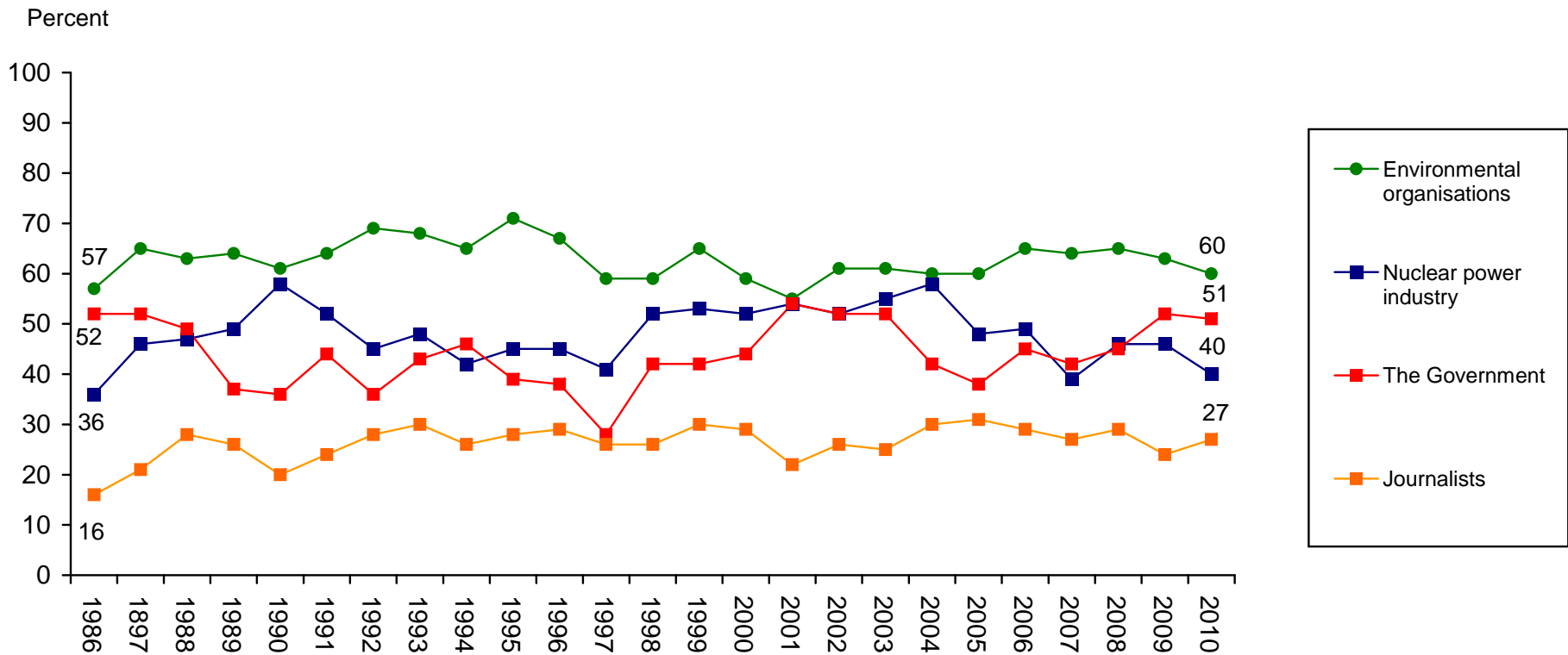


Data: The SOM Institute, University of Gothenburg; Annual nationwide surveys in Sweden.

Question: "To what extent do you trust information about energy and nuclear power provided by the following groups?" Four response alternatives: "very much; fairly much; fairly little; very little". The results show percent people answering very or fairly much when asked about the Nuclear Power Industry. The percentage base is defined as persons who answered the question.

Principal investigator: Sören Holmberg, phone +4631 7731227, e-mail: soren.holmberg@pol.gu.se. All data processed by Per Hedberg.

Swedish Trust in Information about Energy and Nuclear Power Provided by Different Groups



Data: The SOM Institute, University of Gothenburg; Annual nationwide surveys in Sweden.

Question: "To what extent do you trust information about energy and nuclear power provided by the following groups?" Four response alternatives: "very much; fairly much; fairly little; very little". The results show percentage of people answering very or fairly much. The percentage base is defined as persons who answered the different trust questions.

Principal investigator: Sören Holmberg, phone +4631 7731227, e-mail: soren.holmberg@pol.gu.se. Data processed by Per Hedberg.

European Attitudes Towards the Future of Three Energy Sources

Question: "To reduce our dependency on imported energy resources, Governments have to choose from a list of alternatives, sometimes costly solutions. Which of the following should the (NATIONALITY) Government mainly focus on for the years to come? (MAX. 2 ANSWERS)

Nuclear Energy		Nuclear Energy	
EU 25	12		
1. Sweden	32	16. Hungary	35
2. Finland	27	17. France	34
3. Bulgaria	24	18. Estonia	32
4. Lithuania	21	19. Latvia	30
5. Slovakia	19	20. Luxembourg	28
6. United Kingdom	18	21. Ireland	26
7. Germany	17	22. Slovenia	25
8. Czech Republic	17	23. Portugal	23
9. Romania	15	24. Croatia	22
10. Turkey	15	25. Austria	22
11. Netherlands	14	26. Denmark	18
12. Italy	13	27. Spain	16
13. Belgium	11	28. Cyprus	15
14. Poland	10	29. Malta	11
15. Turkish Cyprus	10	30. Greece	9

Comment: The figures are percentages. *Source:* *Special Eurobarometer: Attitudes towards Energy 2006*; fieldwork October-November 2005. The interview question included two more response alternatives besides nuclear, solar and wind – Promote advanced research for new energy technologies (hydrogen, clear coal, etc.) and Regulate in order to reduce our dependence of oil. In EU25 the research alternative was supported by 41 percent and the reduce oil alternative by 23 percent. The comparable results for Sweden was 55 percent and 25 percent, respectively.

European Attitudes Towards the Future of Three Energy Sources

Question: "To reduce our dependency on imported energy resources, Governments have to choose from a list of alternatives, sometimes costly solutions. Which of the following should the (NATIONALITY) Government mainly focus on for the years to come? (MAX. 2 ANSWERS)

Wind Power	Wind Power
EU 25	31
1. Denmark	59
2. Estonia	54
3. Ireland	52
4. Belgium	49
5. Greece	44
6. Netherlands	42
7. Sweden	41
8. Finland	41
9. Croatia	40
10. United Kingdom	39
11. Latvia	39
12. Slovenia	39
13. France	38
14. Hungary	37
15. Luxembourg	36
16. Austria	35
17. Portugal	34
18. Malta	32
19. Poland	30
20. Spain	28
21. Germany	26
22. Czech Republic	25
23. Slovakia	23
24. Cyprus	22
25. Lithuania	22
26. Romania	18
27. Bulgaria	16
28. Italy	15
29. Turkish Cyprus	11
30. Turkey	9

Comment: The figures are percentages. *Source:* *Special Eurobarometer: Attitudes towards Energy 2006*; fieldwork October-November 2005. The interview question included two more response alternatives besides nuclear, solar and wind – Promote advanced research for new energy technologies (hydrogen, clear coal, etc.) and Regulate in order to reduce our dependence of oil. In EU25 the research alternative was supported by 41 percent and the reduce oil alternative by 23 percent. The comparable results for Sweden was 55 percent and 25 percent, respectively.

European Attitudes Towards the Future of Three Energy Sources

Question: "To reduce our dependency on imported energy resources, Governments have to choose from a list of alternatives, sometimes costly solutions. Which of the following should the (NATIONALITY) Government mainly focus on for the years to come? (MAX. 2 ANSWERS)

Solar Power	Solar Power	Solar Power	Solar Power
EU 25	48		
1. Cyprus	76	16. Hungary	43
2. Greece	70	17. United Kingdom	43
3. France	63	18. Italy	41
4. Luxembourg	62	19. Czech Republic	41
5. Croatia	60	20. Finland	38
6. Slovenia	60	21. Bulgaria	38
7. Malta	58	22. Portugal	37
8. Germany	55	23. Poland	37
9. Austria	54	24. Estonia	35
10. Belgium	51	25. Ireland	32
11. Turkish Cyprus	50	26. Sweden	31
12. Spain	50	27. Romania	29
13. Netherlands	47	28. Turkey	27
14. Denmark	45	29. Latvia	25
15. Slovakia	44	30. Lithuania	16

Comment: The figures are percentages. *Source:* *Special Eurobarometer: Attitudes towards Energy 2006*; fieldwork October-November 2005. The interview question included two more response alternatives besides nuclear, solar and wind – Promote advanced research for new energy technologies (hydrogen, clear coal, etc.) and Regulate in order to reduce our dependence of oil. In EU25 the research alternative was supported by 41 percent and the reduce oil alternative by 23 percent. The comparable results for Sweden was 55 percent and 25 percent, respectively.

The SOM Institute, University of Gothenburg, has collected research data and presented annual trend analyses since 1986.

The SOM Institute | Seminariegatan 1B | Box 710, SE-405 30 Gothenburg
+46 (0)31 786 3300 | info@som.gu.se | www.som.gu.se

